

# Welcome to Hawthorn Primary School



# Vision and Values of Hawthorn Primary School

## INSPIRE CHALLENGE ACHIEVE

Our aim is to embody our Vision Statement of **INSPIRE, CHALLENGE, ACHIEVE** through a commitment to educate the whole child. Our Motto of 'Individually We Matter – Together We Shine' captures our belief in promoting respect for all, honouring the diversity of each individual and celebrating how living, working and learning together promotes a harmonious and strong community.

We commit to:



**INSPIRE** by:


- \*promoting a love of learning through a broad and balanced curriculum
- \*providing an engaging and vibrant curriculum that develops essential skills for life and the future
- \* facilitating opportunities to be creative, to use 'pupil voice', to explore and to apply English and Maths Skills in real life situations
- \*developing an understanding of learning as a life-long process, embracing all opportunities given

## CHALLENGE by:

- \*promoting a Growth Mindset in all children and adults within the Hawthorn Community
- \*providing challenging learning opportunities that require deep-thinking and application of skills
- \*creating an environment where aspiration is promoted and celebrated
- \*modelling a thirst for knowledge and respect for all

## ACHIEVE by:

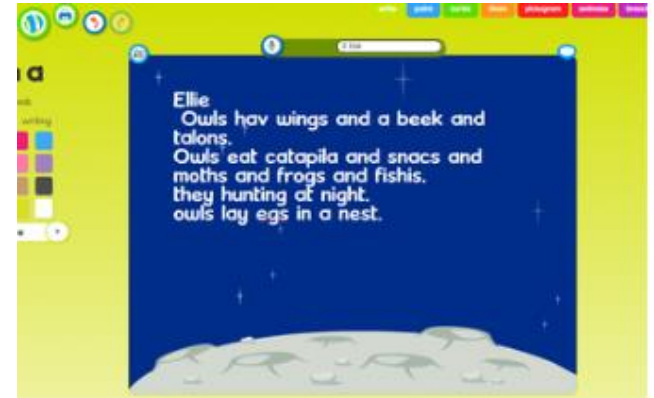
- \*ensuring each child is provided with every opportunity to make progress
- \*promoting pride in success
- \*recognising 'mistakes' as a vital part of the learning process
- \*instilling a sense of pride in the process of learning and the finished product



# A day in Reception...

Teaching and learning in Reception is approached through well planned play experiences, allowing the children to make their own discoveries and lead their own learning.

There is no place for dull, repetitive activities. Laughter, fun, and enjoyment are the best contexts for learning. Activities can be playful even when they are not actually play.



# A day in Reception...

- There will be times when all of the class learns together.
- Children will learn individually or in a small group with an adult.
- Children will learn independently by themselves or with others.
- There is a balance between adult led and child initiated activities (open ended activities).



# A day in Reception...

## Twiggle



Personal, Social and Emotional Development.

## Jigsaw Jenie and Bertie Owl



## Fred



## Number Bear



## Concept Cat



## How are you Kevin?



# A day in Reception...

## Playing

Purposeful play will allow your child to find out about things, try out and practise their ideas and skills, take risks, explore their feelings, learn from mistakes, be in control and think imaginatively.



## Exploring new things and experiences

Your child's deep curiosity will lead them to use all their senses to explore in real hands-on activities, and then put the information together in their own minds to form ideas and make sense of the world.



## Communicating about what they are doing with someone who responds to their ideas

Talking will help your child to understand what they experience. It is important that they have a chance to express their own ideas, as well as have conversations to hear other people's ideas, extend their thinking, and use language about learning.

## Practising, repeating, applying and consolidating skills

Rehearsing skills in similar tasks or new contexts helps your child to build mastery, to enjoy their own expertise, and to consolidate what they can do.



## How we assess in the Early Years...


**Statutory** Baseline Assessment  
(early literacy, communication,  
language and mathematics skills)

Evidence Me– ‘Every child is a unique child’

RWI termly.

We use this information to ensure learning and development opportunities are planned around the needs and interests of each individual child.

We want our children to be challenged, take risks and make rapid and sustained progress.



# Our children's amazing learning

LO: To adapt a familiar story

Audience: Nursery




Purpose: To share our new story with a small group

Use your text map to retell your new story


Say out loud what you are going to write

Use a capital letter at the start of a sentence **ABC**

Use a full stop at the end of a sentence ●

Fred fingers  Finger spaces  Read back 

WB 23/5/2022









The verree hungree Little A  
 Rahaz ~ on Monday  
 I ate throo <sup>through</sup> one  
 banana but I  
 was still hungree <sup>hungry</sup>.  
 on T<sub>oo</sub>? Toosday <sup>Tuesday</sup>  
 I ate throo  
 two mango but I  
 was still hungree  
 on wensday <sup>wednesday</sup> I ate  
 throo three <sup>apples</sup> apples  
 but I was still  
 hungree.

Thursday  
 on thirsdday  
 I ate throo  
 for <sup>four</sup> <sup>kiwi</sup> ceewee  
 but I was  
 stil hungree.  
 ON Friday I ate  
 throo <sup>five</sup> <sup>orange</sup> five oranges  
 and I had <sup>stomach ache</sup> stoomd  
 ayc. on satirday  
 I was a ~~ta~~ big  
 fat <sup>butterfly</sup> butfligh  
 butitfligh

© Fantastic story Rahaz

# Our children's amazing learning

Audience: Reception Class	
Purpose: Staying safe at Weston	
Use the pictures to say out loud what you are going to write	
Use a capital letter ABC at the start of each sentence	✓
Put a full stop at the end of each sentence	✓
    	✓

staying safe <sup>little (A)</sup>  
 Do NOT <sup>take</sup> take  
 your seatbelt  
 off.

Stay with <sup>teacher</sup>  
 your teacher  
 day.

Do not go past  
 the yellow ~~line~~  
 and black <sup>tape</sup> tape.

<sup>Hold</sup> Hold on <sup>too</sup> too  
 the <sup>saddle</sup> saddle  
<sup>tightly</sup> tightly.

Do not far in  
 to the see  
 because <sup>(C)</sup> the  
<sup>water</sup> water is  
 deep


Look left and  
 right when <sup>W</sup>  
~~crossing~~ crossing  
 the <sup>road</sup> road

Why do you need to look left and  
 right when crossing the road?  
 to make <sup>shar</sup> shar  
<sup>(A)</sup> carry down <sup>t</sup> t cum

# Our children's amazing learning

7	-	3	=	4	✓
✗	✗	✗	0	0	0
8	-	2	=	6	✓
✗	✗	0	0	0	0
9	-	5	=	4	✓
✗	✗	✗	✗	0	0
10	-	3	=	7	✓
✗	✗	✗	0	0	0

"this is a repeating pattern because it starts with yellow, then red, after red is blue and last it's the gingerbread man. Then it repeats"





"I know it is a cube because it has six flat square surfaces"  
 "the sphere will roll because it has a curved surface"

2	+	5	=	7	✓
4	+	1	=	5	✓
2	+	4	=	6	✓
5	+	2	=	7	✓
1	+	4	=	5	✓
5					
4	+	1	=	5	✓

"You have fewer when you subtract. First I had ten, then I subtracted three and I now have seven"

"I know it is an odd number because you can't share it equally between two"

	odd		even
1			2
3			4
5			6
7			8
9			10

# Parental Partnership...

We aim to build strong and positive relationships at Hawthorn Primary School.

The relationships between teachers and children, parents and teachers, children and parents are two-way relationships. Teachers, children and parents respect each other and listen to each other's points of view.

Throughout the year there are various opportunities for you to come into school to learn alongside your child– they LOVE having you in school!

Inspire Sessions

Reading

Afternoons every week

Celebration days



# Home Learning...

Very shortly after they start school the children will be bringing home activities to share with you at home.

These will support early numeracy and literacy skills that the children will be developing in school.


Activities will include;

Letter sounds and signs to learn and practise

Words to read

Exploring numbers

Reading/Sharing books



# Getting your child ready for September

We want to encourage the children to be as independent as possible, especially in being able to cope with the daily routines of school life. As parents you can help tremendously in this process, by encouraging your child over the next weeks to practise some of the many skills s/he will need when starting school in September.

**Please read a story to your child everyday.**

## **Practise:**

- Putting on socks and shoes
- Putting on and taking off a coat and jumper
- Holding writing materials and using children's scissors

## **Encourage:**

- Using a knife, fork and spoon
- Washing and drying hands
- Going to the toilet unaided
- Sharing toys with friends, brothers and sisters
- Tidying up after using toys, books etc.
- To recognise their name and know where the **name label** is in **all** of their clothes.

# Uniform

Please send your child in the correct uniform with their name clearly visible inside each item.

Uniform; green jumper/cardigan, green polo shirt, grey trousers/skirt/dress, black **velcro** shoes- no laced shoes or trainers.

P.E kit; white polo shirt, black shorts, black pumps.

**Provided by school – water bottle, book bag, PE bag, pencil case with home learning equipment.**



# Please visit our school website

[About Us](#)

[Key Information](#)

[Curriculum](#)

[Parents](#)

[Children](#)

[Home Learning](#)

[Translate](#)

[Search](#)



**Hawthorn**  
Primary School  
Inspire, Challenge, Achieve



## School times

The class door opens at 8:45 am.  
At 8:55 am the door is closed and the register is taken.

### Breakfast club

Breakfast club opens at 7:45 am.  
£1 per session

Home time is 3:15pm

**Start Date – Wednesday 7<sup>th</sup> September 8:45am – 3:15pm**

# Contact Details

Home > About Us > Contact Details

Hawthorn Primary School  
Hawthorn Rd, Birmingham  
West Midlands  
B44 8QR



E: [enquiry@hawthorn.bham.sch.uk](mailto:enquiry@hawthorn.bham.sch.uk)  
W: [www.hawthornprimaryschool.co.uk](http://www.hawthornprimaryschool.co.uk)

T: 0121- 464-3891  
M:07377021131  
Fax: 0121-464-0046

# 'Take Away Task'

'Learning Together'

'Brilliant Book in a Box'



Decorate a box to represent one of your favourite books and fill it with pictures/objects/words that represent different characters and parts of the story.

Remember to include the title and author on the box as well as your name.



Please return your 'Take Away Task' to school on  
Thursday 9<sup>th</sup> September